


4月のカリキュラム

Class: Pre-Kinder

いよいよ2023年度がスタートいたしました。

スタッフ一同、精一杯サポートしてまいりますので、宜しくお願い致します。



今月のおはなし: A Teddy Bear

Theme テーマ: Body Parts / からだ

しつもん: What's this?

毎回のストーリーの時間に先生が本を使いながら子ども達に What's this? と Teddy Bear のパーツを指差しながら Mouth! Nose! など答える練習をしていきます。お家でもぜひ What's this? Ears! What's this? Legs! と子どもたちと楽しみながら練習してみてください。

eyes	目	mouth	口	legs	足
nose	鼻	ears	耳	arms	腕
tail	しっぽ	head	頭		
♪ 今月のお歌 ♪		トラック1~4 サークルタイムのお歌			
		♪ Head, Shoulders, Knees & Toes トラック8			
		♪ One Little Finger トラック9			
		♪ We All Fall Down トラック10			

English at home!

1. What's your name? I'm ~ お名前は? 私の名前は~です。
2. How old are you? I'm 3. いくつですか? 3才です。
3. How are you? I'm fine. 調子はいかがですか? 元気です。

(上記の3つの質問はサークルタイムで毎回やる基本なので、おうちでも練習して下さい。)

連絡



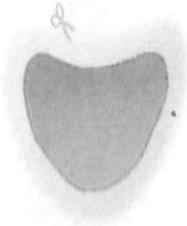
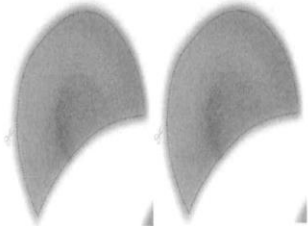




* 持ち物には、細かい物にもすべてに英語でお名前を書いて下さい。

靴・ジャケット・帽子・お弁当の入れ物・オムツ入れにもお願い致します。記入のない物にはこちらで記入させていただきますので、ご了承ください。

* 不明点等ございましたら気兼ねなく講師にお声かけ下さい。

ワードチャート






Prekinder ~April~

	 Eyes	 Mouth	 Ears
 Arms	 Legs	 Tail	 Nose

※こちらのワードチャートは印刷してお渡しいたします。

お外用単語チャート

①

 <p>car</p>	 <p>bicycle</p>	 <p>tree</p>
 <p>flower</p>	 <p>fish</p>	

※こちらのお外用単語チャートは印刷してお渡しいたします。

Prekinder 歌詞カード

1. Hello Song
2. Weather Song 2
3. Months of the Year
4. Days of the Week
5. ABC
6. ABC Rock
7. Phonics Song
8. Head shoulders knees & toes
9. One little finger
10. We all fall down
11. Feeling Song
12. Beautiful Butterfly
13. Listen and move
14. Action Colors
15. Number Rock
16. Tiny boppers
17. Make a circle duo duo
18. Ten fat sausages
19. Seven Steps
20. Colors I like
21. If I had a pet
22. Who stole the cookies?
23. One little skeleton
24. Jingle Bells
25. We wish you a Merry Christmas
26. Under the spreading chestnut tree
27. Pinocchio
28. Walking Walking
29. Skidamarink
30. Sally go around the sun
31. Hop Rabbit
32. What's this?
33. What are you wearing?
34. Five little monkeys
35. Clean up
36. Good Bye

1. Hello Song

Hello, hello, hello, how are you?

I'm fine. I'm fine.

I hope that you are too.

2. Weather Song 2

* Sunny days Rainy days Windy days and Snowy days

A Hot day and a Cold day,

Beautiful days for you and me

Repeat (*)

3. Months of the year

January, February, March, April, May, June, July, August, September, October, November, December

There are the months of the year

1 January, 2 February, 3 March, 4 April, 5 May, 6 June, 7 July, 8 August,

9 September, 10 October, 11 November, 12 December

4. Days of the week

Sunday, Monday, Tuesday, Wednesday, Thursday,

Thursday, Friday, Saturday, Sunday comes again

Monday, Tuesday, Wednesday, Thursday, Friday,

Friday, Saturday, Sunday, Monday comes again

5. ABC

A B C D E F G H I J K L M N O P Q R S T U V W.....

X Y Z

Clap hands (x2) I'm as happy as can be I can sing my ABCs.

6. ABC Rock

ABC ABC DEFG DEFG HIJ HIJ KLMNOP
 KLMNOP QRS QRS
 TUV TUV W W XYZ XYZ.

Come on! Oh boy, we're singing our alphabets. Oh boy!
 Oh boy! Oh boy! Oh boy!

I'll say, oh boy! We're singing our alphabets. Oh boy!
 Oh boy! Oh boy!

7. Phonics Song

A says a a apple, B says b b bear
 C says c c cow, D says d d dog
 E says e e egg, F says f f fish
 G says g g goat, H says h h hat
 I says i i ink, J says j j jet
 K says k k king, L says l l lion
 M says m m monkey,
 N says n n nest, O says o o octopus
 P says p p pig, Q says q q queen
 R says r r rabbit, S says s s sun
 T says t t tiger, U says u u umbrella
 V says v v violin, W says w w with
 X says x x fox, Y says y y yard
 Z says z z zebra

8. Head shoulders knees and toes

*Head shoulders knees and toes knees and toes
 x2

Eyes and ears and mouth and nose

Head shoulders knees and toes knees and toes

Slower (*)

Faster (*)

9. One Little Finger

One little finger one little finger

One little finger tap tap tap.

Point to the ceiling, point to the floor

Put it on your HEAD.

2. EYES 3. NOSE 4. MOUTH

5. EARS 6. ARMS 7. LEGS

10. We all fall down

Walk around the circle

Walk around the circle

Walking, walking we all fall down

Gallop....

Tip Toe....

Sleep...

Hop...

Twirl...

Hop and Twirl...

11. Feeling song

* If you're happy happy happy,
 clap your hands. Repeat (*)

If you're happy happy happy x3
 clap your hands.

2. Angry – stamp your feet

3. Brave – shout hurray

4. Sad – do them all

5. Merry – sing a song

6. Hungry – eat a meal

7. Tired – go to bed

8. Happy – do them all

12. Beautiful Butterfly

I am a caterpillar. I am a tiny caterpillar. I am a tiny
 black caterpillar. And one day I will be a butterfly.
 Beautiful butterfly Flying in the sky. I will be red and
 green and blue and yellow and pink and white and
 black and gray and purple and brown and orange.
 See, a beautiful butterfly.

13. Listen and move

Walk...

Gallop...

Tip Toe...

Run...

Skate...

Hop...

Now let's see if you can remember what the sounds
 tell you to do.

14. Action colors

Let's sing!

Red, red clap your hands

Blue, blue clap your hands

Green, green clap your hands

Everybody clap your hands

Yellow, yellow stamp your feet

Pink, pink stamp your feet

Brown, brown stamp your feet

Everybody stamp your feet

Orange, orange raise your hands

Purple, purple raise your hands

Black, black raise your hands

Everybody raise your hands

15. Number Rock

1 2 1 2, 3 4 3 4, 5 6 7 5 6 7,

8 9 10 8 9 10, 11 12 11 12,

13 14 13 14, 15 16 17 15 16 17,

18 19 20 18 19 20

Let's go singing the number Rock.

I say, let's go singing the number rock.

16. Tiny boppers

One little, two little, three little, boppers,

Four little, five little, six little boppers, Seven little,

eight little, nine little boppers

Ten little boppers are Hopping

Ten little boppers are jumping

....are falling

... are flying

...are swinging

....are rolling

....are standing

...are running

...are marching

17. Make a circle duo duo

Make a circle do-o do-o. x3

Shake your fingers down.

Circle right do-o do-o. x3

Shake your fingers down.

Circle in do-o do-o. x3

Shake your fingers down.

Circle out do-o do-o. x3

Shake your fingers down.

Circle down do-o do-o. x3

Shake your fingers down

Circle up do-o do-o. x3

Shake your fingers up

18. Ten fat sausages

Ten fat sausages sitting in the pan.

One went pop and another went bang!

Eight fat sausages ...

Six fat sausages ...

Four fat sausages

Two fat sausages...

No more sausages.

19. Seven steps

One two three four five six seven (x2)

One two three (x2)

One two three four five six seven

One two three (x2)

One two three four five six seven

20. Colors I like

Red red I like red. Red is for apples. Red red r r red,
I like red.

How about you?

Pink pink I like pink. Pink is for peach. Pink pink p p
pink, I like pink.

How about you?

Yellow yellow I like yellow.

Yellow is for bananas.

Yellow yellow y y yellow, I like yellow. How about
you?

Green green I like green.

Green is for melons.

Green green g g green, I like green. How about you?

Blue blue I like blue. Blue is for blue sky. Blue blue b
b blue, I like blue.

How about you?

Purple purple I like purple.

Purple is for grape juice.

Purple purple p p purple, I like purple.

How about you?

21. If I had a pet

If I had a pet, a dog as a pet, I'd take him for a walk,
walk, walk,

If I had a pet, a dog as a pet,

Let's go for a walk.

2. Ostrich,,,,,Oh, he is too fast!

3. Lion,,,,,Oh, he is too scary!

4. Turtle,,,,,Oooh, he is too slow!

5. Hippo,,,,,Oh, he is too heavy!

6. Giraffe,,,,,Oh, he is too tall!

7. Eagle,,,,,Whoa, he flies! Help!!

If I had a pet, if I had a pet, I'd take him for a walk,
walk, walk,

OK. Everybody, let's go for a walk!

22. Who stole the cookies?

Who stole the cookies from the cookie jar. Rooster
stole the cookies from the cookie jar.

Who me? Yes, you.

Not me! Then who?

2. Cat 3. Elephant 4. Duck

You stole the cookies from the cookie Jar!

23. One little skeleton

One little skeleton hoppin' up and down, hoppin' up
and down, hoppin' up and down. One little skeleton
hoppin' up and down for this is Halloween. Woo

2. Two little witches flyin' though the air.

3. Three little pumpkins walkin' in a row.

4. Four little goblins skippin' down the street.

5. Five little children sayin' trick or treat.

6. Six little bats hangin' up side down.

7. Seven little spooks goin' woo through the town.

8. Eight little witches stirrin' up the broom.

9. Nine little owls are askin' hoot.

Ten little children are sayin' boo!

24. Jingle Bells

Dashing through the snow, in a one horse open
sleigh, O'er the fields we go, Laughing all the way.
Ho Ho

Bells on bobtail ring, Making sprits bright, What fun
it is to ride and sing a sleighing song tonight. Hey!

Jingle Bells! Jingle Bells! Jingle all the way! Oh!
What fun it is to ride in a one horse open sleigh, hey!
(x2)

25. We wish you a Merry Christmas

We wish you a Merry Christmas (x3)
and a Happy New Year.

Good tidings to you wherever you are. Good tidings
for Christmas and a Happy New Year

26. Under the spreading chestnut tree

*Under the spreading chestnut tree There we sit
both you and me
Oh how happy we would be
Under the spreading chestnut tree

Faster (*)

27. Pinocchio

* Everybody in. Everybody out.
Everybody turn around, everybody
shout. Hey!

Everybody ready, here we go,
Let's do the Pinocchio
Right arm!

2. * Right arm! Left arm!
3. ...Right leg!
4. ...Left leg!
5. ...Chin up! (*)
6. ...Turn around! (*)
7. ...Sit down!

28. Walking walking

Walking walking, I am walking
Hop hop hop, hop hop hop
I am running running
I am running running
Now let's stop (x2)
Flying flying, I am flying
Jump jump jump, jump jump jump
I am swimming swimming
I am swimming swimming
Now let's sleep (x2)

29. Skidamarink

Skidamarink a dink a dink
Skidamarink a doo, I love you.
I love you. (x2)

I love you in the morning and in the afternoon. I love
you in the evening and underneath the moon.

Oh, Skidamarink a dink a dink Skidamarink a doo I
love you.

30. Sally go round the sun

* Sally go around the sun, sally go around the moon,
sally go around the chimney top on a Sunday
afternoon. Boom!!

Repeat (*)

31. Hop Rabbit

Hop! Daddy rabbit hop!
Hop hop hop!
Daddy rabbit hop! Hop hop hop!
Hippety hoppety hippety hoppety
Hippety hoppety hippety hoppety
Hippety hoppety hippety hoppety hop!

2. Mommy
3. Baby

32. What's this?

What's this? What's this? What is this? It's a trunk.
It's a trunk. It is a trunk.
Is this a road? No, it is not.
Is it a trunk? Oh, yes, it is.

Branch- Is this a bridge? No it is not.
Is this a Branch? Oh yes, it is

Leaf- Is this a carpet? No, it is not.
Is this a leaf? Oh yes, it is.

Tree- Is this a broccoli? No, it is not.
Is this a tree? Oh yes, it is.

33. What are you wearing?

You are wearing a blue shirt x3

You're wearing a blue shirt all day long

2. Orange blouse

3. Purple shoes

34. Five little monkeys

Five little monkeys jumping on the bed. One fell off and bumped his head. Mama called the doctor and the doctor said, no more monkeys jumping on the bed.

Four little monkeys...

Three little monkeys...

Two little monkeys...

One little monkey...

Mama got on and jumped on the bed. She fell off and bumper her head. Monkeys called the doctor and the doctor said, no more Mama jumping on the bed.

35. Clean up

Clean up Clean up

Everybody everywhere

Clean up Clean up

Everybody do your share

36. Good Bye

Good Bye Good Bye

It's time to go home

We had fun lots of fun

But it's time to go home

I'll see you soon

♪♪ 新しいお歌紹介 ♪♪

そろそろ子供達がいろんなお歌を口に出すようになってきたころではないでしょうか？

実はバッハでお渡ししている CD には入っていないけど、




















普段クラスで歌っているお歌が3つありますので、今回ご紹介いたします。

<p>朝、輪になって一人ひとりのお名前を聞くとのお歌です。手を合わせ、両膝を交互にトントンしながら歌います。</p>	<p>お散歩、交差点を渡るときに歌います。 (リズムは Clean Up song と同じです)</p>	<p>ランチの時、みんなで手を合わせて歌う、「いただきます」のお歌です。</p>
<p>♪ Bumpty bumpty yellow bus. Can you say your name for us? ♪</p> <p>Let's ask! What's your name?</p>	<p>♪ Green light, green light everybody cross the street. ♪ (繰り返し)</p>	<p>♪ Lunch time, lunch time Let's eat lunch. Yummy, yummy, yummy, yummy Yummy, yummy lunch. I'll eat everything. It's so good. Everybody say, Thanks for the food. Let's EAT! ♪</p>

スマイルカレンダー

毎日の宿題の記録にお使いいただけます。

名前：お名前をご記入ください

Sunday	Monday	Tuesday	Wednesday	Thursday	Friday	Saturday
1 	2 	3 	4 	5 	6 	7 
8 	9 	10 	11 	12 	13 	14 
15 	16 	17 	18 	19 	20 	21 
22 	23 	24 	25 	26 	27 	28 
29 	30 	31 				

※こちらのスマイルカレンダーは印刷してお渡しいたします。

トイレトレーニングをスタートする皆様へ

そろそろオムツを取りたい！ トイレトレーニングを始めてみよう！ というお子様には、お家での練習と合わせて、バッハでもトレーニングのお手伝いをしています！

レッスンに支障が出ないように、上手にトレーニングしていくために、バッハでのトレーニングのステップをご紹介します♪

ステップ1： トイレで出来るようになってきたけど、オムツにする事がある時期

お家とバッハ両方で、「トイレでする」練習をしていきます。

トイレでする＝オムツにしない という感覚を練習していきます！ 1時間に1回程度、トイレに連れて行きましょう。

バッハのレッスンには、まだオムツで来ていただく時期です。トイレの時間には、必ずトイレに連れて行き、トイレでする練習をします。

ステップ2： お家では、トレーニングパンツ・お外ではオムツの時期

まずお家で、トレーニングパンツで過ごしてみましょう！ 失敗してしまわないように、

1時間～1時間半(お子様のトイレの間隔をみながら)に1回程度、トイレに連れて行きましょう。また、「出たくなった」時に、教えてもらえるように、時々、出たいか聞きましょう。

失敗があったり、オムツをはいていると、まだオムツにする事がある時期です。バッハのレッスンには、もうしばらく、オムツで来ていただきます。トイレの時間には、必ずトイレに連れて行き、トイレでする練習をします。

ステップ3： トイレの間隔が2時間程度、トレーニングパンツで大丈夫になった！

いよいよ、トレーニングパンツでお出かけをしてみる時期です！ この頃には、出たい時に、教えてくれるようになっていると思います。

お外だと、緊張したり、タイミングを逃して、失敗してしまう事があるかもしれませんので、様子を見ながら、オムツも併用していきましょう。

バッハのレッスンにも、トレーニングパンツで来ていただけます！ バッハでは、通常レッスンの場合、10時半頃と12時半頃にトイレの時間があります。朝は、登園前に必ずトイレを済ませてから、お越しくださいませ。

その他、行きたくなった時には、連れて行きます。

お家での練習と合わせて、サポートさせていただきます！ よろしくお願ひいたします！